

# PAPILLON

**TYPE:**

Suspension

**PROJECT NAME:**

MODEL #	SHADE COLOR	FIXTURE HEIGHT	HALO	LED	VOLTAGE
					120V



**SHADE OPTIONS**



ST = STANDARD GPP 2 29



MODEL - PAPILLON HL 7

**LIGHT SOURCE OPTIONS**

H = HALOGEN - 7 x 10W 12V G4  
 or  
 L = LED - 7 x 1.5W 12V 2700K WW  
 100 Lumens each LED 30,000 hours

**FIXTURE HEIGHT OPTIONS (A)**

32 = 32"  
 44 = 44"  
 56 = 56"  
 CH = Custom height available. Please contact our office.  
 NOTE 1: Suspension Rod is not field cuttable.  
 NOTE 2: Height stated above may vary + - 1" - 4" due to the fixture arms can be adjusted slightly as the fixture is hand made and organic in shape.

**DIMMING NOTE:**

HALOGEN VERSION - Dimmable with a Low-Voltage Electronic dimmer.  
 LED VERSION - Dimmable with a leading edge or trailing edge TRIAC dimmer.



50cm  
(19.7")

A

SPECIFICATION SHEET

HARCOLOOR DESIGN

# PAPILLON

**TYPE:**

Suspension

**PROJECT NAME:**

MODEL #	SHADE COLOR	FIXTURE HEIGHT	HALO	LED	VOLTAGE
					120V



**SHADE OPTIONS**



ST = STANDARD GPP 2 29

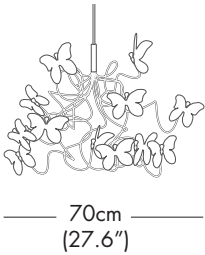
**MODEL - PAPILLON HL 12**

**LIGHT SOURCE OPTIONS**

H = HALOGEN - 12 x 10W 12V G4  
 or  
 L = LED - 12 x 1.5W 12V 2700K WW  
 100 Lumens each LED 30,000 hours

**FIXTURE HEIGHT OPTIONS (A)**

32 = 32"  
 44 = 44"  
 56 = 56"  
 CH = Custom height available. Please contact our office.  
 NOTE 1: Suspension Rod is not field cuttable.  
 NOTE 2: Height stated above may vary + - 1" - 4" due to the fixture arms can be adjusted slightly as the fixture is hand made and organic in shape.



A

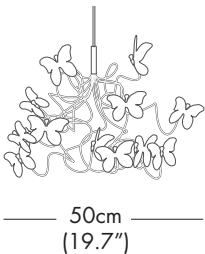
**MODEL - PAPILLON PL 7**

**LIGHT SOURCE OPTIONS**

H = HALOGEN - 7 x 10W 12V G4  
 or  
 L = LED - 7 x 1.5W 12V 2700K WW  
 100 Lumens each LED 30,000 hours

**FIXTURE HEIGHT OPTIONS (A)**

32 = 32"  
 44 = 44"  
 56 = 56"  
 CH = Custom height available. Please contact our office.  
 NOTE 1: Suspension Rod is not field cuttable.  
 NOTE 2: Height stated above may vary + - 1" - 4" due to the fixture arms can be adjusted slightly as the fixture is hand made and organic in shape.



A

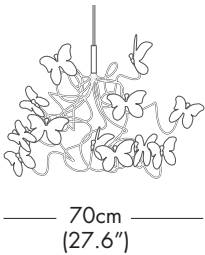
**MODEL - PAPILLON PL 12**

**LIGHT SOURCE OPTIONS**

H = HALOGEN - 12 x 10W 12V G4  
 or  
 L = LED - 12 x 1.5W 12V 2700K WW  
 100 Lumens each LED 30,000 hours

**FIXTURE HEIGHT OPTIONS (A)**

32 = 32"  
 44 = 44"  
 56 = 56"  
 CH = Custom height available. Please contact our office.  
 NOTE 1: Suspension Rod is not field cuttable.  
 NOTE 2: Height stated above may vary + - 1" - 4" due to the fixture arms can be adjusted slightly as the fixture is hand made and organic in shape.



A

SPECIFICATION SHEET



**DIMMING NOTE:**

HALOGEN VERSION - Dimmable with a Low-Voltage Electronic dimmer.  
 LED VERSION - Dimmable with a leading edge or trailing edge TRIAC dimmer.